Monteren afstandhouders bij greeploze keuken
Fitting spacers for handleless kitchens

De hogekasten en onderkasten worden 10mm naar voren geplaatst.
Indien geen bekledingsmaterialen worden gebruikt, kunnen zichtzijden verdiept worden geleverd (576mm diep).
Om bij hoekkeukens op de juiste planningsmaat uit te komen worden hoekkasten met 10mm werkende maat geleverd (zie blad 2).

Tall units and base units will have to be brought forward 10mm.
If no clad-on's of any kind are being used, the exposed ends can be increased in depth to 576mm.
In order to achieve the correct planning measurements for corner base untis, the fillers will come with less 10mm on each side (see page 2).



10mm afstandhouders
10mm spacers

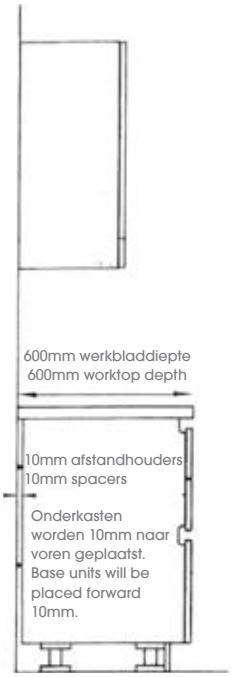

De korpuszijden van de hoge- en de onderkasten worden voorzien van 10mm dikke afstandhouders.
4 stuks afstandhouders per kast (zie detail "X").

The 10mm thick spacers will be fixed onto the side panels of tall and base untis.
4 spacers per unit (see detail "X").



Montage van afstandhouders

Fixing of spacers

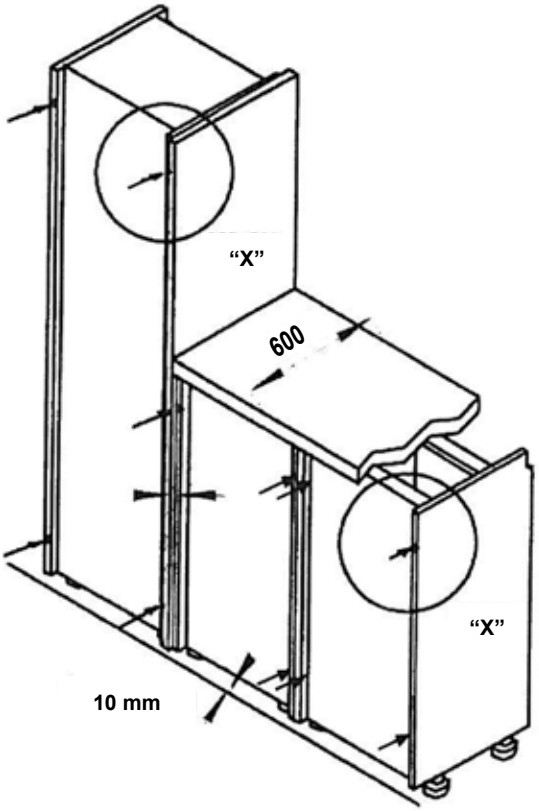

Monteren afstandhouders bij greeploze keuken
Fitting spacers for handleless kitchens

Hoekonderkasten hoekmaat 650 x 650mm

Corner base units planning size 650 x 650mm

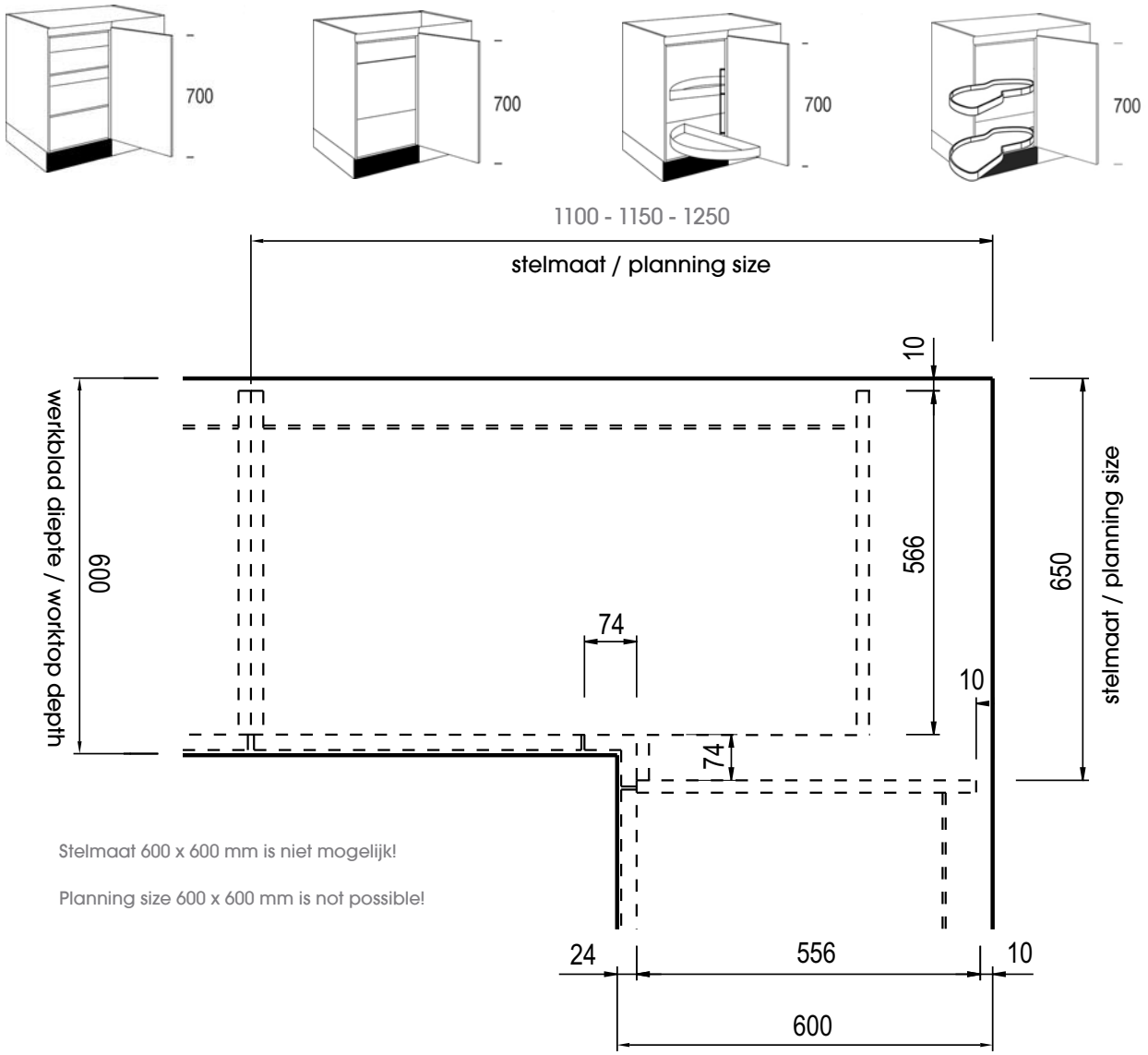

Stelmaat 600 x 600 mm is niet mogelijk!

Planning size 600 x 600 mm is not possible!

Hoekonderkast stelmaat 800 x 800mm en 900 x 900mm
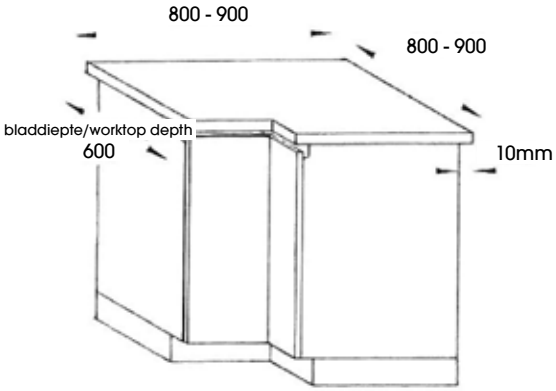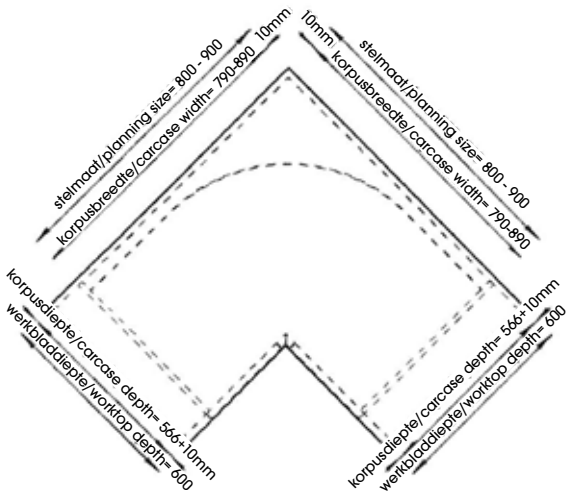
Corner base unit planning size 800 x 800mm and 900 x 900mm